

10 Essential ChatGPT Prompts for Growing a X Business Online.

Use these prompts to grow your business faster using the Internet as a Marketing Channel.

Table of Contents

How to Use this Book 1

Website Content Prompts 2

Social Media Prompts 3

Email Marketing Prompts 4

How to get more from us. 5





Part 1: How to Use this Book and Training

How to use this book.

The exact strategy for using these prompts to grow your Business,

This book is about building an efficient marketing machine for your business using ChatGPT.

This guide is designed to take you from zero to being able to build a complete marketing machine for your Brick And Mortar Businesses in a fraction of the time it normally takes.

This book isn't about having hundreds of prompts. It's about keeping it simple and getting the content you need that actually helps a business grow online. That is why we have it narrowed down to the 10 most essential prompts.

Please Note:

Each section builds a foundation for the next one and you can stack each chapter on the next. Every prompt is designed to strengthen the one before it.

If you follow the book and use the prompts in the prescribed fashion, you'll be ahead of 99% of small business owners out there.

You'll see a noticeable change in how your business grows and you should be blown away at how easy and efficient this books makes it when coupled with ChatGPT.

Let's start your growth process!

Cheers,
Andrew Anderson
iQMarketers.com

The Prompts will be displayed as follows.

Prompt Name and Order you should do it in.	The Prompt will be typed out here.
--	------------------------------------

Part 2: Website Content Prompts.

These prompts will prepare your website for incoming traffic and help you to generate more traffic through strategic search engine optimization.

Website Content Prompts

Use these to generate website content that makes you stand out and rank higher.

First, we're going to generate a few essential pages for your website. (reminder: always have a lawyer read and sign off on your "Terms of Service" and "Privacy" text.)

1) Terms of Service	Generate a terms of service page for a Brick And Mortar Businesses website in [CITY], [STATE].
2) Privacy Policy	Generate a privacy policy page for a Brick And Mortar Businesses website in [CITY], [STATE].
3) About Us	Generate a about me page for a Brick And Mortar Businesses website in [CITY], [STATE].

Second, we are going to have ChatGPT build us a Search Engine Optimization plan. Follow the suggestions to help your website rank higher in google for your desired keyword.

4) Search Engine Optimization	Generate an SEO plan to rank on the first page of Google for the keyword "[CITY NAME], [STATE] Brick And Mortar Businesses".
-------------------------------	--

Finally, we're going to build 52 weeks worth of blog content that will further help us rank for our desired keywords on Google. Generate each, check them manually, and then schedule all of them on your website to release once per week.

5) Blog Post Content Ideas	Generate a list of blog topics for one blog post a week for every week of the year in [YEAR] that helps with our Brick And Mortar Businesses content strategy and ranking for the "[CITY NAME], [STATE] Brick And Mortar Businesses" keyword.
6) Write Blog Post from the List we just made (step #5 prompt)	<p>Write the first blog post from the list your just generated (make sure the post is at least 1000 words).</p> <p>Repeat but change "first" to "second" and so on. This allows you to check each post individually and allows ChatGPT to generate the next post in line from the content map it generated in Step 5.</p>

When you're done, you'll have a blog post for every week of the year that will continually work to help your website rank for you desire keywords.

Part 3: Social Media Prompts

These prompts will allow you to generate educational content and turn it into social media images fast. This will ensure that you're generating daily traffic and buzz from your social channels.

Social Media Prompts

Use these to generate social media content that drive traffic to your website and business.

First, we're going to use ChatGPT to Generate 30 days of Text based Content.
(you can do this every single month)

7) Social Image Content

Generate 30 short and educational social media post for marketing a Brick And Mortar Businesses (Complete text of post that will be put onto a 1080 x 1080 image). Prepare them for a google sheet document.

Once we've use ChatGPT to generate the content text, we're going to use a tool called Canva.com to turn that text into multiple, social media ready, images fast.

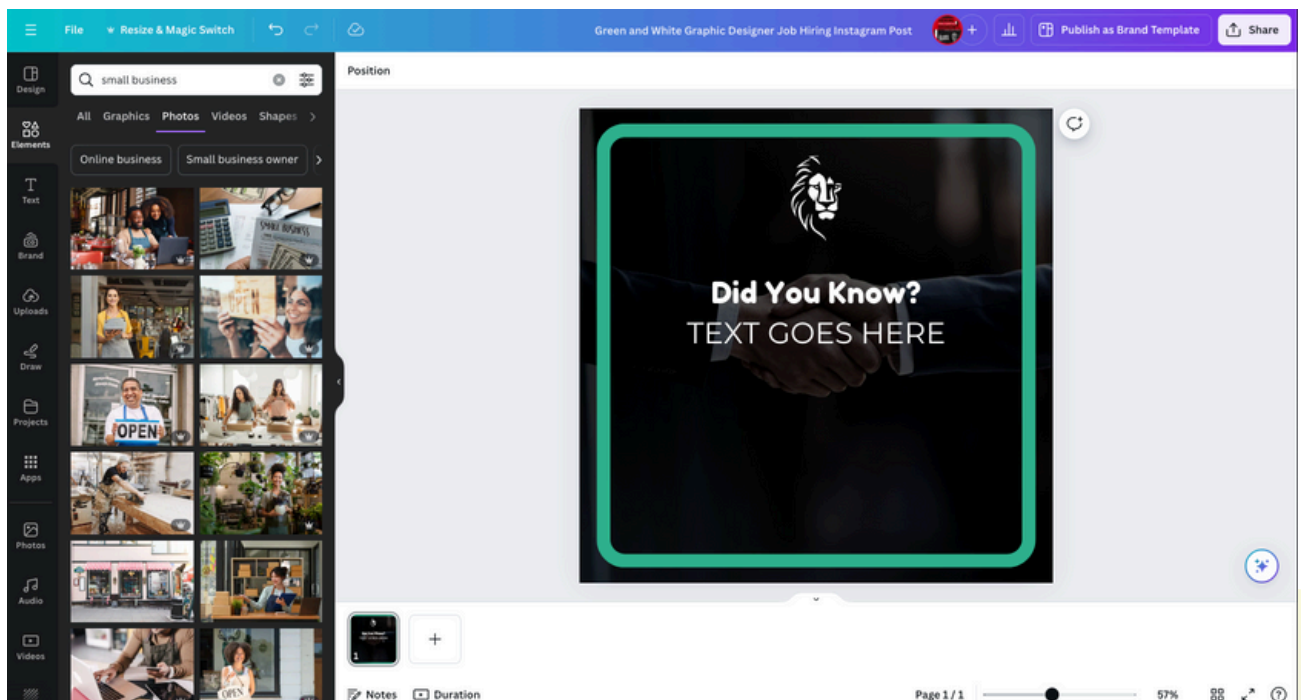
Use the Following Link to Access the Image template in Canva.

[Template Link - https://iqshort.com//iqmarketersBrickAndMortarBusinesses](https://iqshort.com//iqmarketersBrickAndMortarBusinesses)



Once you've got the template and you're inside of Canva do the following:

1) Pick a background image and replace the current one by clicking on the elements section inside of canva. You can use any image here or you can upload your own. Drag that image into the background of the social media file.



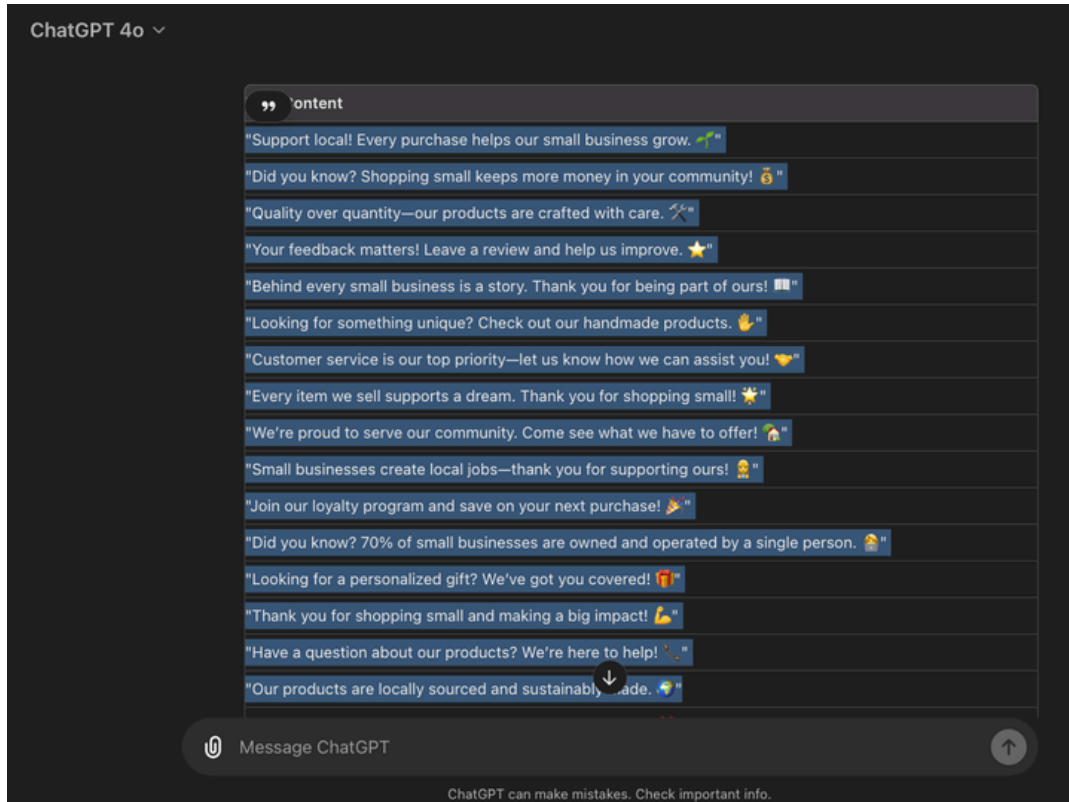
2) Replace the logo (the lion) by uploading your business' logo and dragging it onto the screen where the lion was.

3) You can even change the colors of the borders (the green part) by clicking on them and selecting a new color.

Social Media Prompts

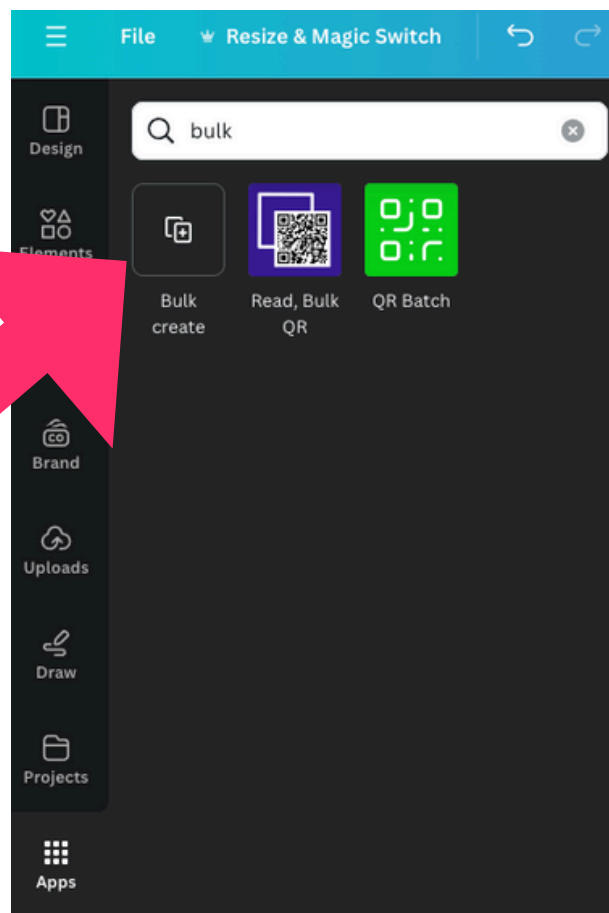
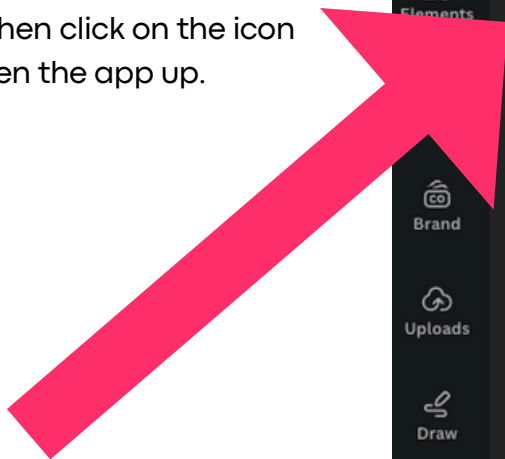
(Continued from the last page)

4) Go back to ChatGPT and copy the output of your last prompt (#7 Social Content)



5) Come back to canva and click on "Apps" on the left sidebar.

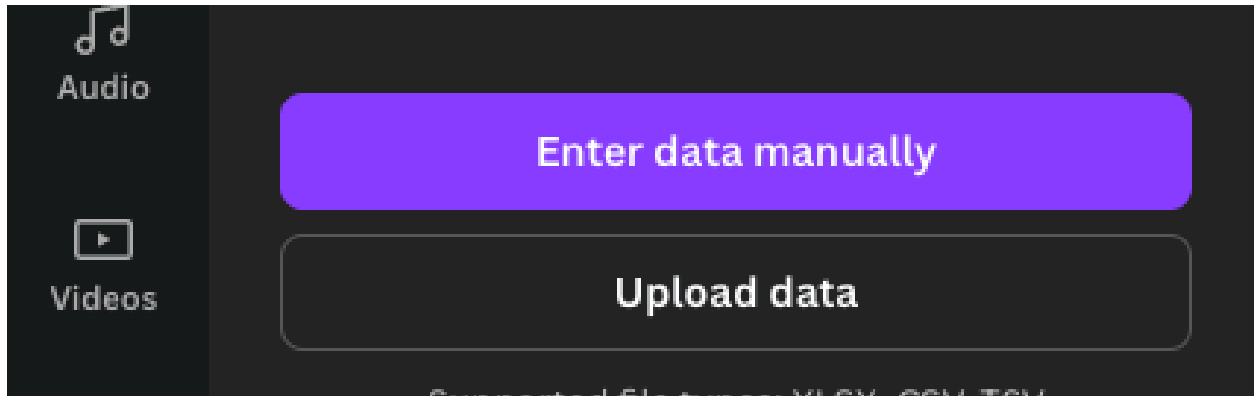
6) Search for "Bulk Create" and then click on the icon to open the app up.



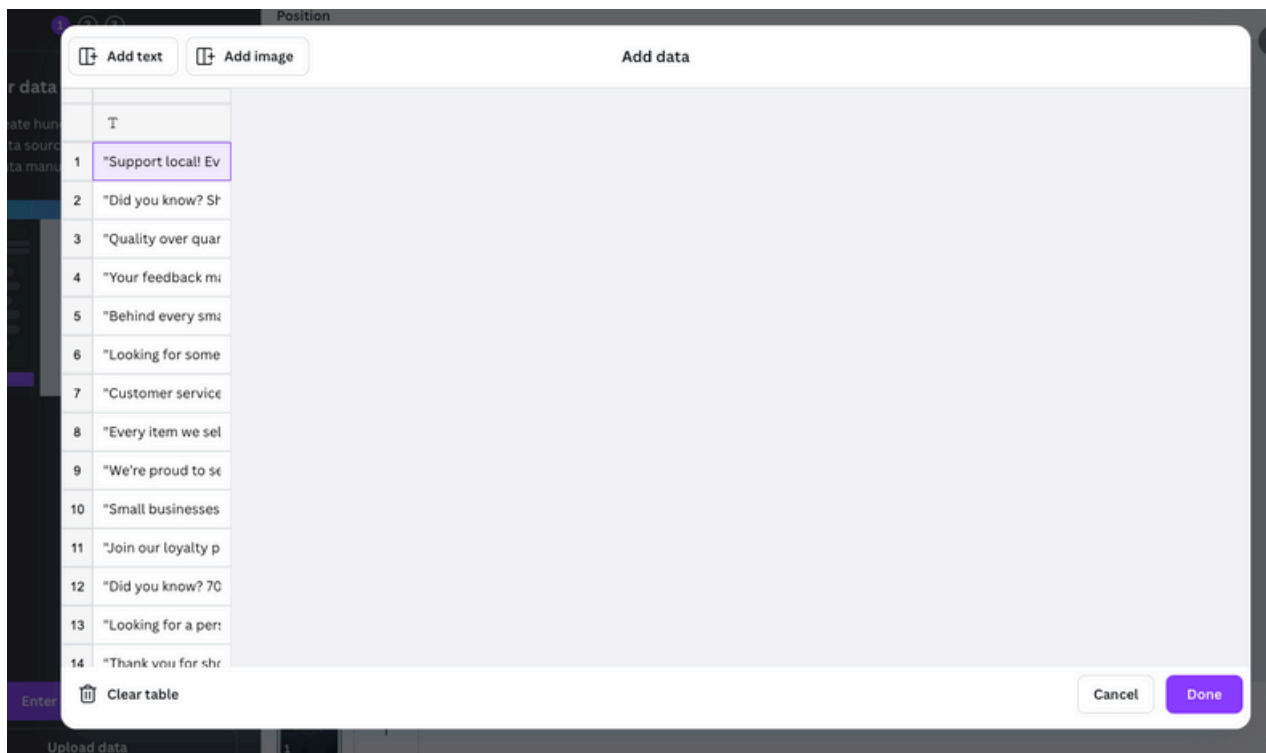
Social Media Prompts

(Continued from the last page)

7) Click on "Enter data manually" once in the "Bulk Create" app.



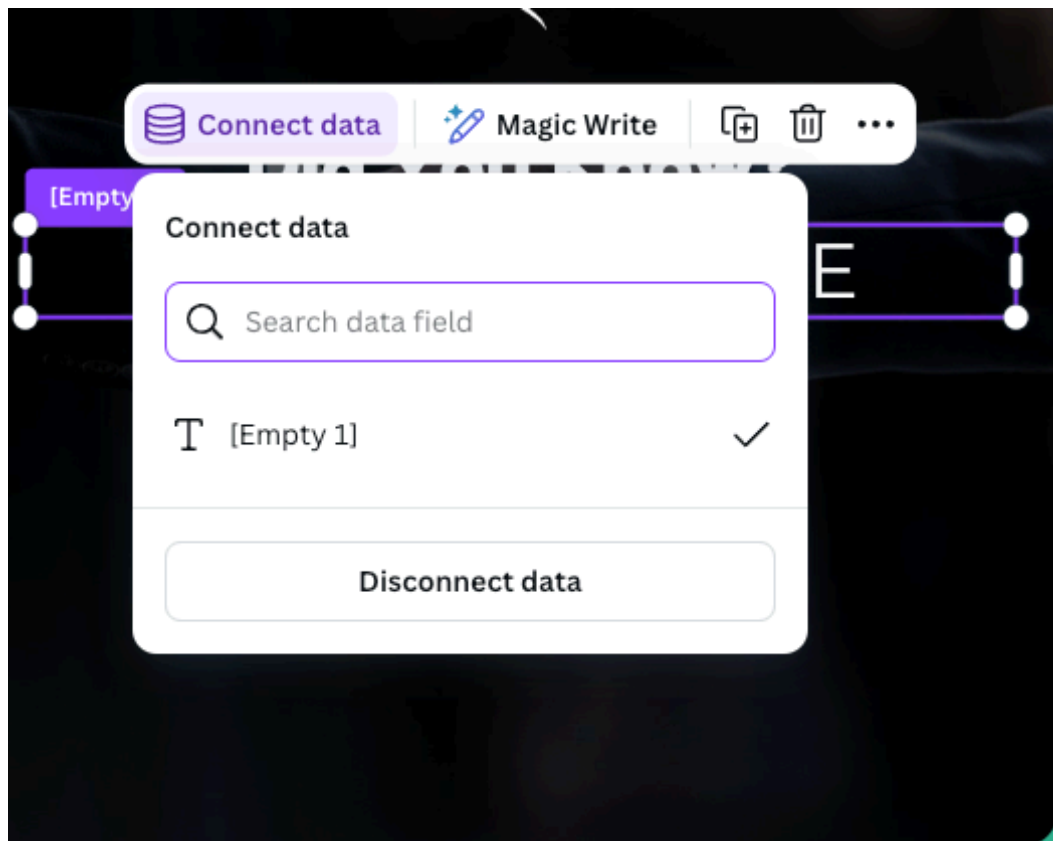
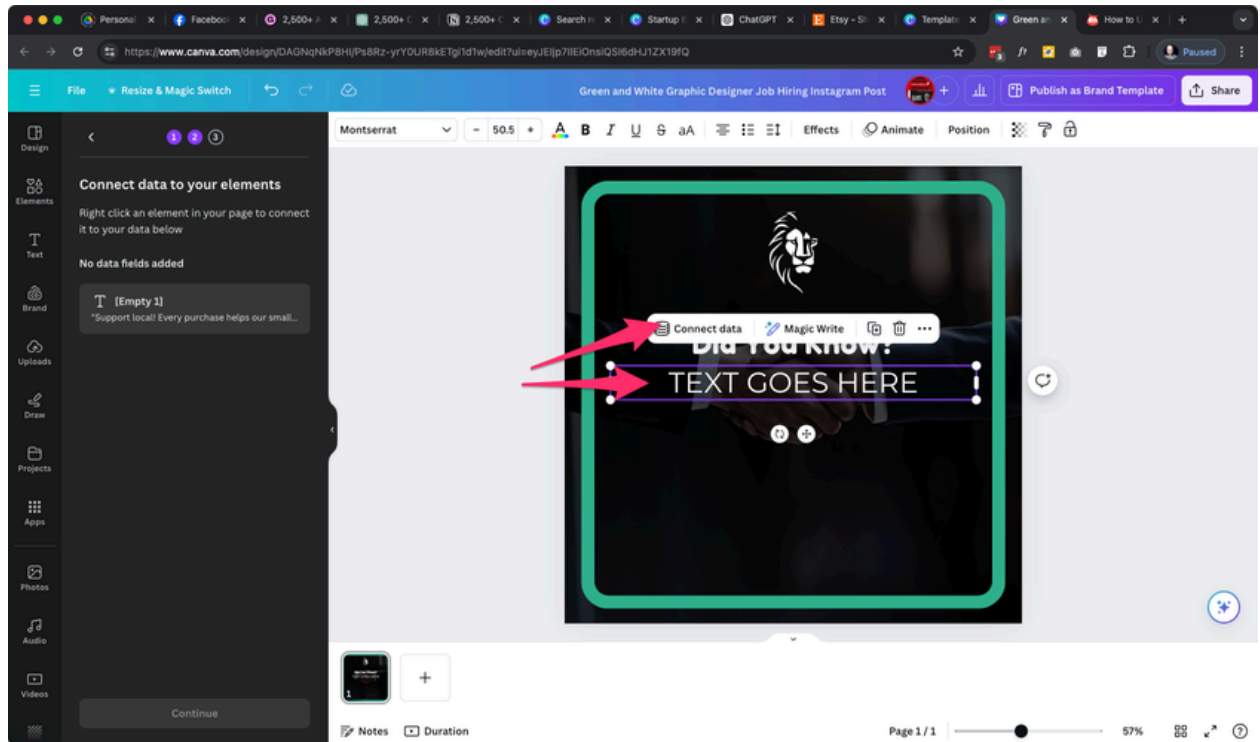
8) Select the first box and paste the Social Media Post Text you generated in ChatGPT. and then click "done".



Social Media Prompts

(Continued from the last page)

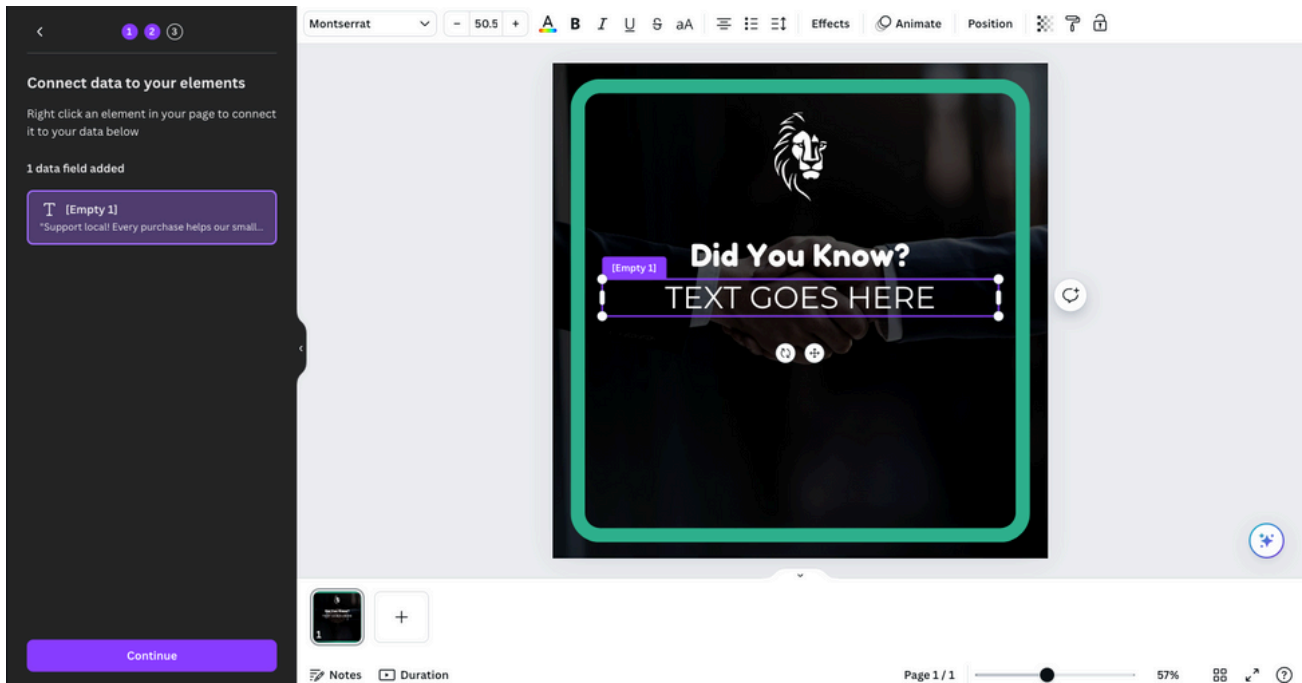
9) Click on the “TEXT GOES HERE” box in the main image and then click “connect data”.



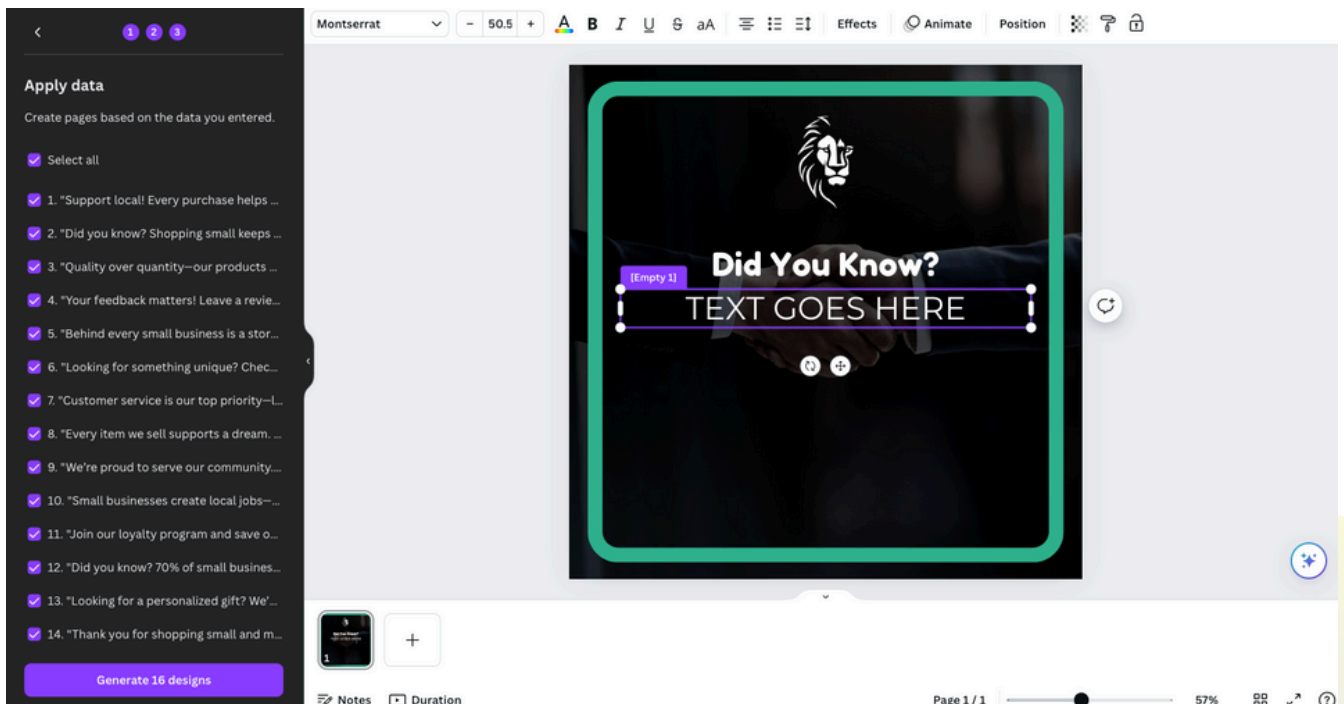
Social Media Prompts

(Continued from the last page)

10) Click “Continue” when you see that the data is linked to the text box (as seen below).



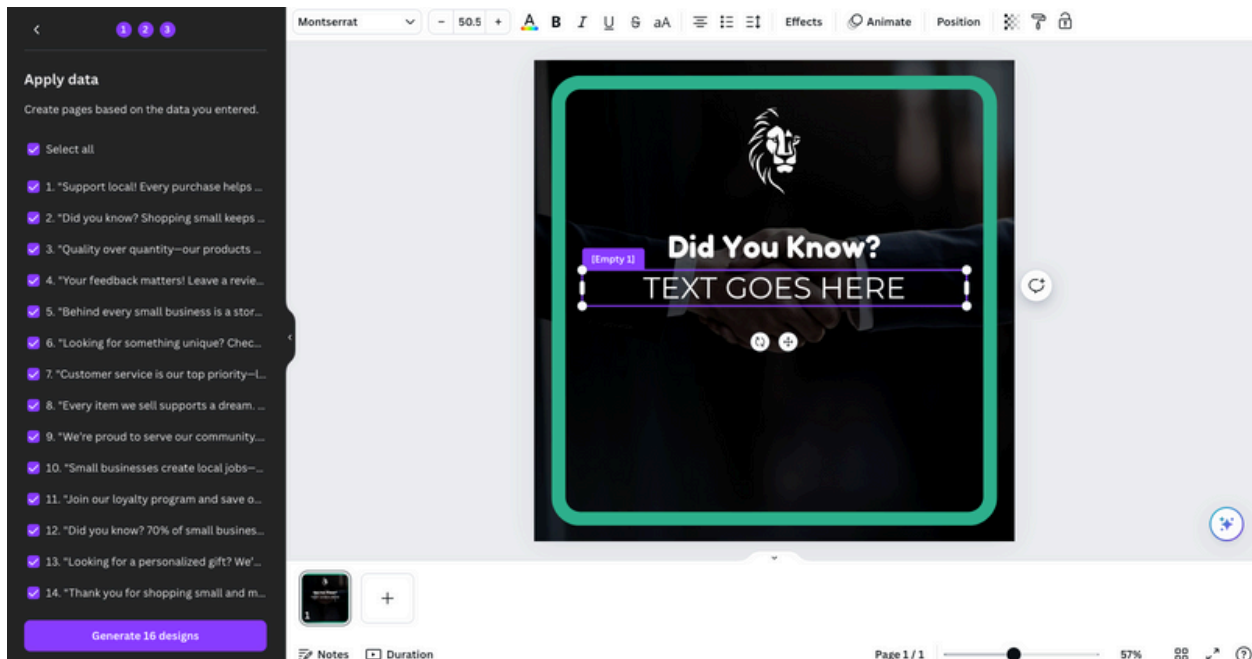
11) Click “Generate Post” to Bulk Create using your Text.



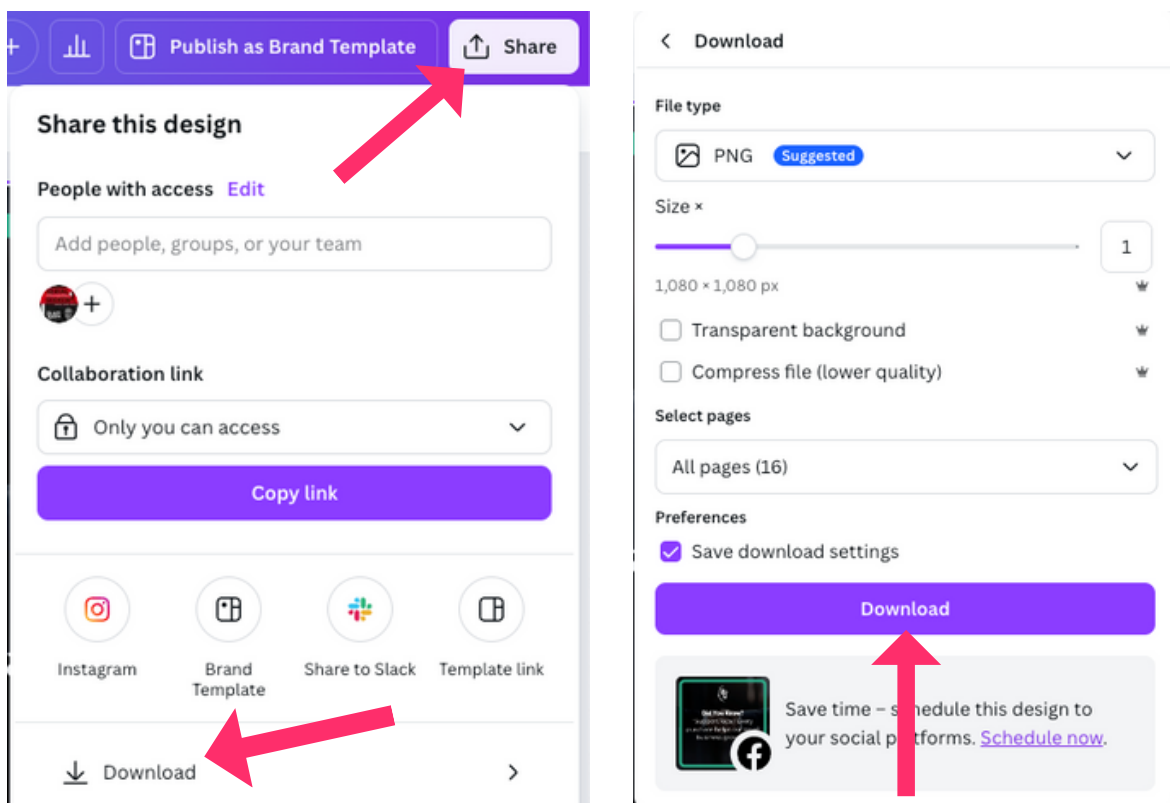
Social Media Prompts

(Continued from the last page)

- 12) Your post will be generated in a new Canva window. Check each of them manually.
(you can now make changes to them individually if you want to).



- 13) When you're ready to use them, click "share" in the top right of the screen, then click download, and finally click the download button.



Part 4: Email Marketing Prompts

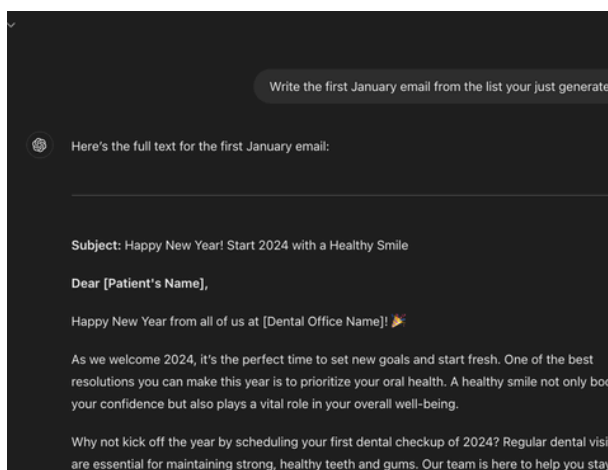
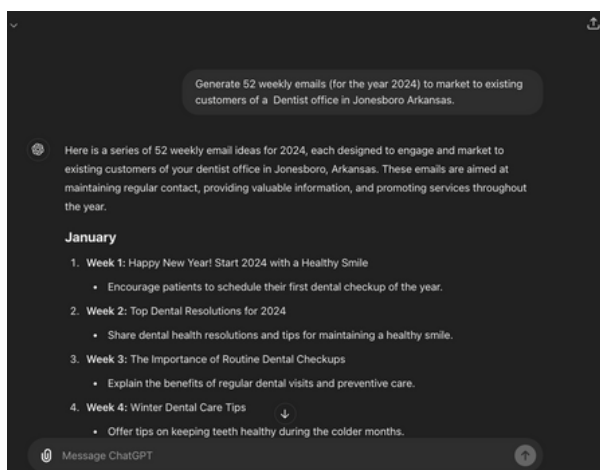
These prompts will allow you to generate weekly emails to your existing customer in order to remind them to come see you again and spend more.

Email Marketing Prompts

Use these to generate engaging email content to send to your existing customers.

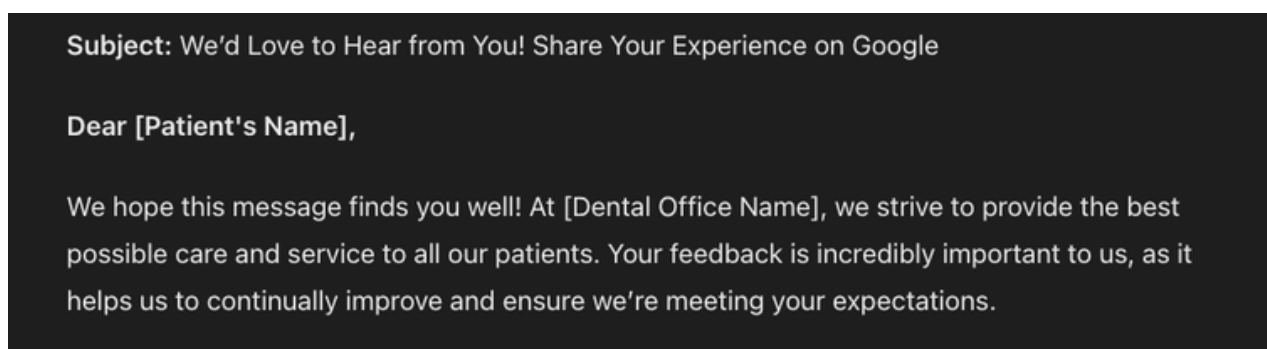
First, we're going to generate weekly emails to send out to our existing customers.


8) The Email Content Plan	Generate 52 weekly emails (for the year [YEAR]) to market to existing customers of a Brick And Mortar Businesses in [CITY], [STATE].
9) Write Weekly Emails from the list we just generated (step #8 prompt)	Write the first email from the list your just generated. Repeat but change "first" to "second" and so on. This allows you to check each email individually and allows ChatGPT to generate the next email in line from the content map it generated in Step 8.



Second, We're going to use ChatGPT to craft an email asking our existing customers to leave us a review on Google. We'll send this out via our bulk email tool as well.

10) The Online Review Request Email	Write an email asking my existing Brick And Mortar Businesses customers to leave a review on Google
-------------------------------------	---





Have questions or want more great Ai Training for your team?

We would love to help you!

Because Ai can do Data Analysis, Reports, Accounting, Marketing, Prospecting, and more! Get in touch today!

Oh, and do you want a book like this or one that is longer? We can help!

It is a great way to help your customers and to get more of them. We have a complete course on this for just \$97 or we can do it for you!

Visit our main website by clicking on the link below

iQMarketers.com

or call 615 999-9179 today!